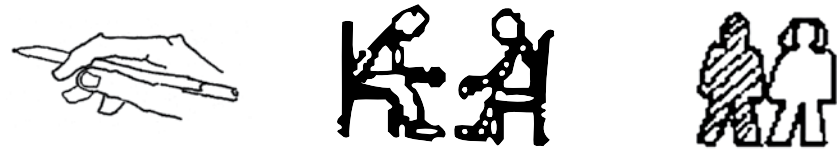


Lesson Plans for a Marks-based Literacy Program

Lesson Plans



Some of these lesson plans will be illustrated by drawings produced by Nikki Allen and her then 4.5 year-old son, Parker Phillip Allen. He is now eleven years old! When Parker was 2.5 years old, his scribbles, along with those of 1.5 year-old Josef Lee Guptill, inspired the paper "The Scribble Hypothesis," 2000. The photographs of Nikki and Parker were taken by photographer-film-scene locator and father, Christopher Allen.






Parker, age 2 1/2, "This is the baby. Do you see it?" ©2003 Nikki Allen



Nikki and Parker Phillip Allen at age 4.5, thinking about drawing

Key to instructional icons:

-  Drawing hand icon: Scribble, draw or write.
-  Sitting figures, face to face: Peer share by showing, talking, reading aloud.
-  Standing figures, hand in hand: Build vocabulary

Field Notes: Take notes on the child's development in connection with speech, mark-making, and emotional, social and motor skills. Do not worry if taking these notes is too burdensome! Just don't give up on the exercises!

Materials: paper and pencils or markers or colored pencils or crayons.

Make sure the paper is as long and as wide as the child can reach.

Remember: The child always gets to speak or read aloud first.

Using the word "because" forces us to explain our statements to ourselves, encouraging more analyses, tighter logic and clearer explanations. "Because" teaches the brain to press on in the search for meaning.